

English 6

Workbook



Collective work designed, created,
produced and directed by:

Erlita Ojeda Zañartu

Ph D in Education

It also has got a special section based on Content and Language Integrated Learning – CLIL and its exercises are oriented toward starters, movers or flyers level.

ORAL EXPRESSION AND ORAL COMPREHENSION

Unit 1
Welcome back

TEACH YOUR BRAIN ON

My experience

I have been thinking about it for a long time in my learning career.

 Before reading

 1. What new words related to animals.

 2. Doing reading

 3. Get the words that you want before reading

Telling and Carded Celebrates

Carded is a celebration in which you give a card to a friend or family member. You can use a card to celebrate a birthday, a wedding, a graduation, or a special occasion. You can also use a card to express your feelings or to share a message. Cards are often decorated with pictures, drawings, or poems. They are a fun and easy way to show someone that you care about them.

After reading

- Answer the following questions about the reading.
- What is carded?
- What is carded celebrated?
- What is carded celebrated and the largest carded celebration?
- What celebration is famous for carded?

Answered from <https://www.bbc.com/news/health-51200000>

 Carded is a celebration in which you give a card to a friend or family member. You can use a card to celebrate a birthday, a wedding, a graduation, or a special occasion. You can also use a card to express your feelings or to share a message. Cards are often decorated with pictures, drawings, or poems. They are a fun and easy way to show someone that you care about them.

1. What new words related to animals.

 2. Doing reading

 3. Get the words that you want before reading

I have been thinking about it for a long time in my learning career.

 Before reading

 1. What new words related to animals.

 2. Doing reading

 3. Get the words that you want before reading

Answered from <https://www.bbc.com/news/health-51200000>

 Carded is a celebration in which you give a card to a friend or family member. You can use a card to celebrate a birthday, a wedding, a graduation, or a special occasion. You can also use a card to express your feelings or to share a message. Cards are often decorated with pictures, drawings, or poems. They are a fun and easy way to show someone that you care about them.

1. What new words related to animals.

 2. Doing reading

 3. Get the words that you want before reading

I have been thinking about it for a long time in my learning career.

 Before reading

 1. What new words related to animals.

 2. Doing reading

 3. Get the words that you want before reading

SPEAK UP What did you do on your vacation?

SPREAD UP

What did you do on your vacation?

10 minutes

1. Listen and complete the following sentences.

<p>1. When you visited Machu Picchu, _____.</p>	<p>Have you visited Machu Picchu? Yes, I have. It was amazing. I saw some beautiful _____.</p>
<p>2. _____.</p>	<p>What did you do on your vacation? I went to the beach. I went surfing and _____.</p>
<p>3. _____.</p>	<p>Have you ever been to the beach? Yes, I have. I went to the beach and _____.</p>





2. Complete the sentences with a verb in the box.

<p>1. _____.</p>	<p>Have you ever been to Machu Picchu? Yes, I have. It was amazing. I saw some beautiful _____.</p>
<p>2. _____.</p>	<p>What did you do on your vacation? I went to the beach. I went surfing and _____.</p>
<p>3. _____.</p>	<p>Have you ever been to the beach? Yes, I have. I went to the beach and _____.</p>





Posters
Flashcards

unit name

[illegible]

WRITTEN COMPREHENSION

Before reading

My experience

Read your textbook on page 15. Then do the following activities.

1. What are some words related to carnival?

During reading

2. Circle the words that you wrote before reading.

Talking about Carnival Celebration

Read the text and answer the questions.

3. Answer the following questions about the reading.

a. What is carnival?

b. Where is the most famous and the largest carnival celebrated?

c. Where is the most famous and the largest carnival celebrated?

d. What countries are famous for their carnivals?

After reading

4. Write a short paragraph about the carnival.

During reading

Read the text and answer the questions.

5. Answer the following questions about the reading.

a. What is carnival?

b. Where is the most famous and the largest carnival celebrated?

c. Where is the most famous and the largest carnival celebrated?

d. What countries are famous for their carnivals?

Comprehension activities are used before, during and after Reading.

MAKE FUN WITH WORDS

Read your textbook on page 15. Then do the following activities.

1. Match the words with the pictures.

2. Read and match.

3. Read and match.

The students can apply what they learned.

Pre-writing

Let's write*

Post-writing*

My Last Vacation

Read your textbook on page 15. Then do the following activities.

1. Read and answer.

2. Make a mind map about the activities that you did on your vacation in your notebook.

3. Look at the picture sequence about Janet's last vacation.

4. Write a short paragraph about Janet's last vacation.

It introduces a model to help students to write easily. It promotes independent learning.

SPECIAL SECTIONS

Assessment

The questions are based on international exams at: starters / movers / flyers level.

Assessment

Read the text and answer the questions.

1. Complete the conversation with words from the box.

2. What do you have in the following month?

3. Look and match.

4. Write a short paragraph about the month.

Pictionary

This is presented in a mind map, so the students can remember the vocabulary through pictures.

Pictionary

Read your textbook on page 15. Then do the following activities.

1. Read and answer.

2. Make a mind map about the activities that you did on your vacation in your notebook.

3. Look at the picture sequence about Janet's last vacation.

4. Write a short paragraph about Janet's last vacation.

Make your own mind map

This is a technique that helps students to organize what they learned in each unit.

Make your own mind map*

Read your textbook on page 15. Then do the following activities.

1. Read and answer.

2. Make a mind map about the activities that you did on your vacation in your notebook.

3. Look at the picture sequence about Janet's last vacation.

4. Write a short paragraph about Janet's last vacation.

1 2 3 4 5 6 7 8

Oral Comprehension and Expression									
Unit name	Welcome back	Extraordinary people	What is it made of?	An aching world	If I were you...	What a lovely place!	She said it was great	Healthy life	
Turn your brain on	My vacation 6	Famous people 20	Peru is a mega diverse country 34	Protect the world 48	Sharing wishes 62	Interesting places 76	Reporting 90	Healthy activities 104	
Phonics	a_e and o_e 9	/t/, /d/ and /id/ 23	/ð / and /θ / 37	/er/ and /air/ 51	/tʃ / and /ʃ / 65	/wh/ and /w/ 79	/ough/ and /augh/ 93	/and/ and /amp/ 107	
Speak up	What did you do on your vacation? 10	I remember that 24	About doughnuts 38	Biodegradable materials 52	Wishing a better world 66	Visiting around the world 80	I like to report 94	Having good health 108	
Turn your brain on	My experience 7	Angela Leyva's life 21	Famous creations 35	Global warming 49	I wish ... 63	Visiting interesting places! 77	Entertainment 91	Health problem 105	
Have fun with words	What activity have you done? 8	About achievements 22	Materials 36	The environment 50	Let's predict 64	Learning new words 78	Commands 92	Body functions 106	
Written Comprehension									

Written Expression	English in action	Simple past tense and present perfect	11 - 12	Simple past and past perfect	25 - 26	Present and past passive voice	39 - 40	First conditional	53 - 54	Second conditional and wish	67 - 68	Relative clauses, gerunds and infinitives	81 - 82	Reported commands and statements	95 - 96	Reported statements and questions	109 - 110
	Enjoy writing	A postcard	13 - 14	My timeline	27	My experience	41	Endangered species	55	Writing about world problems!	69	Historical places!	83	Loving films	97	Wonderful exercise	111
Special Activities	Assessment	Testing yourself	15 - 17	Testing yourself	29 - 31	Testing yourself	43 - 45	Testing yourself	57 - 59	Testing yourself	71 - 73	Testing yourself	85 - 87	Testing yourself	99 - 101	Testing yourself	113 - 115
	Pictionary	My pictionary	18	My pictionary	32	My pictionary	46	My pictionary	60	My pictionary	74	My pictionary	88	My pictionary	102	My pictionary	116
Annexes		Make your own mind map	19	Make your own mind map	33	Make your own mind map	47	Make your own mind map	61	Make your own mind map	75	Make your own mind map	89	Make your own mind map	103	Make your own mind map	117
	Annexes	119 - 127															

Unit 1 Welcome back

TURN YOUR BRAIN ON

My vacation

Open your Student Book at page 8. Then do the following activities.

1. Listen and complete. 1

visit

stay

go

take

taste

buy

_____ photographs _____ at the hotel _____ the museum
 _____ the local food _____ sunbathing _____ shopping
 _____ to the beach _____ souvenirs _____ at home

2. Listen and complete. 2

David: Sebastian, _____
 on your last vacation?

Sebastian: I went to the North

David: Really? _____

Sebastian: Fantastic! The beaches were wonderful, and the
 weather was great!

David: _____

Sebastian: I went sunbathing, and tasted lots of local food.



3. Listen and complete. 3

bought

went

visited

took

were

stayed



- Elaine _____ to Cusco for her vacation.
- David _____ Machu Picchu.
- Ralph _____ souvenirs.
- They _____ a lot of photographs.
- Jennifer _____ at home yesterday.
- The beaches _____ beautiful.



<https://youtube/3h17wvY0ISo>

TURN YOUR BRAIN ON

My experience

Open your Student Book at page 9. Then do the following activities.

Before reading

1. Write some words related to carnival.



During reading

2. Circle the words that you wrote before reading.

Talking about Carnival Celebration

Carnival is a celebration in which you can see parades, costumes, music and fun. It is celebrated in January and February. You can also see public celebrations, school festivals, street parties, games, food, lots of fun and lively entertainment. The most famous and the largest carnival celebration is held in Rio de Janeiro, Brazil. It started in 1930. It is an event with a lot of people on the street every day. There are drummers and dancers all wearing amazing and colourful costumes. Visitors mention they have never heard such loud music in their lives. Around the world there are many countries that have large and popular celebrations. They are the following: Venice, Italy, Belgium, Bolivia, Canada, Trinidad and Tobago, Spain Carnivals and the world famous Mardi Gras celebration in New Orleans, Louisiana (The USA).

Adapted from: http://www.hellokids.com/t_1347/carnival-for-children



After reading*

3. Answer the following questions about the reading.

a. What is carnival?

b. When is carnival celebrated?

c. Where is the most famous and the largest carnival celebration?

d. What countries are famous for their carnivals?


*It promotes independent learning.

HAVE FUN WITH WORDS

What activity have you done?

Open your Student Book at page 10. Then do the following activities.

1. Listen and write. 6 4



2. Read and match.



- swim •
- go fishing •
- play cards •
- do homework •
- collect stamps •
- play jacks •



PHONICS

a_e and o_e

Open your Student Book at page 11. Then do the following activities.

1. What do you hear in the following words, **a_e** or **o_e**? Listen and complete. 6 5



1

C _ n _



2

gr _ p _



3

c _ k _

2. Listen to your teacher and complete. Then find the words in the square.

1. A delicious



4. These are



2. A sweet



5. An orange



3. are apples.



6. They pets.



z	g	c	e	t	t
t	r	v	s	h	t
b	a	e	n	o	c
h	p	d	v	s	a
g	e	e	a	e	k
r	s	h	o	m	e

SPEAK UP

What did you do on your vacation?

Open your Student Book at pages 12 and 13. Then do the following activities.

1. Listen and complete the following conversation.



David: _____ ?

Elaine: Yes, I have been there for a week.

David: _____ ?

Elaine: Yes, I have. It's a wonderful and majestic place.

David: _____ ?

Elaine: Of course. They are so fantastic and beautiful!

Have you visited Machu Picchu?

Have you bought souvenirs?

Have you ever been to Cusco?



2. Complete the conversation with a question. Then act it out.*

a. Karen: What did you do on Saturday?

Patty: On Saturday morning I went shopping with my sister.

Karen: _____

Patty: Yes, we had pizza.



b. Ralph: Where did you go last Sunday?

David: I went to the stadium.

Ralph: _____

David: I played soccer with my friends.



* It encourages pair work.

Simple past tense and present perfect

Open your Student Book at page 14. Then do the following activities.

1. Find the question. Then write your own answer.

did

?

go

Where

you

Question

?

Answer

2. Read and write.

a. What did you do last Monday?

b. What did they do yesterday?



3. Make a chart about what you and your partner did yesterday. Then write sentences.

What did you do yesterday?



	Action	Me	Friend
a.	go cycling	×	Mary
b.	play the guitar		
c.	do homework		
d.	swim		
e.	watch TV		

a. _____

b. _____

c. _____

d. _____

e. _____

ENGLISH IN ACTION

Open your Student Book at page 14. Then do the following activities.

4. Read the questionnaire and check (✓) the answer.

Questionnaire

	Yes	No		Yes	No
a. Have you ever played jacks?	<input type="checkbox"/>	<input type="checkbox"/>	e. Have you ever seen zebras?	<input type="checkbox"/>	<input type="checkbox"/>
b. Have you ever cooked?	<input type="checkbox"/>	<input type="checkbox"/>	f. Have you ever been to Huaraz?	<input type="checkbox"/>	<input type="checkbox"/>
c. Have you ever drawn a castle?	<input type="checkbox"/>	<input type="checkbox"/>	g. Have you ever played the piano?	<input type="checkbox"/>	<input type="checkbox"/>
d. Have you ever eaten snails?	<input type="checkbox"/>	<input type="checkbox"/>	h. Have you ever swum in the ocean?	<input type="checkbox"/>	<input type="checkbox"/>

5. Choose three of your answers. Then write a sentence.

- a. _____
- b. _____
- c. _____

Example:
I haven't
swum in the
ocean.

6. Write two sentences for each picture.

Example: She has ridden a bike for four years.
She has ridden a bike since 2010.

- a. visited her grandparents / for a week.

- b. gone to the karate classes / since he was seven.

- c. had a bike / for many years.



ENJOY WRITING

A postcard

Open your Student Book at page 15. Then do the following activities.

Pre-writing

1. Read and answer.

What did you do on your vacation?

2. Make a mind map, in your notebook about the activities that you did on your vacation.

Let's write*

3. Look at the picture sequence about Janet's last vacation.

My Last Vacation



ENJOY WRITING

4. It is time to write. Write about the pictures that you see about Janet's vacation.

was travelled visited saw
went were had have never had

Janet's vacation

I in Trujillo. I with my family. We Chan ruins. We wonderful places. We to Huanchaco. We on caballitos de totora ride, and we lunch at a typical restaurant! We were at the Main Square. We spent a good time there. We bought some souvenirs and took a lot of photographs. I such a lovely time before.



Post-writing*

5. At home draw the activities that you did on your last vacation. Then write about them and keep it in your portfolio.



<https://youtube/Q-CUuA4qCQ4>

*It promotes independent learning.

✓ Testing yourself

1. Complete the conversation with words from the box.

Rosa: Karen, ?

Karen: I went to Trujillo.

Rosa: Really? ?

Karen: Fantastic! The beaches were ,
and the weather was !

Rosa: What did you do there?

Karen: Well, I , and tried lots
of local food.

went sunbathing

How was it?

wonderful

great

Where did you go on
your last vacation?



2. What do you hear in the following words **a_e** or **o_e**? Listen and tick (✓).

7

1. a_e ☐ o_e ☐

2. a_e ☐ o_e ☐

3. a_e ☐ o_e ☐

4. a_e ☐ o_e ☐



3. Look and match.

a. Ralph went fishing last Saturday.

b. Jennifer and Elaine played jacks in the morning.

c. Janet played the guitar very well.

d. Mr. Evans and his students visited the museum.



4. Write questions and answer them. Use the present perfect tense.

a. your grandparents / eat / snails?

b. you / play / the guitar?

c. your father / collect / stamps?

d. your mother / draw / beautiful pictures?

5. Write a sentence for each picture. Use present perfect tense.



a



b



c



d

a.

b.

c.

d.

6. Unscramble the words and make sentences.

listened they a romantic song . have to

a. _____

taken . you have photographs

b. _____

my grandfather gone . fishing has

c. _____

she drawn beautiful pictures . has

d. _____



7. Listen, circle and write.

8

1.



2.



3.





PEER ASSESSMENT

- ➔ Do I participate actively during class activities?
- ➔ Do I work with my classmates and help them in their learning?

BIBLIOGRAPHY

- ➔ Bentley, Kay. (2010). The TKT Course CLIL Module. Cambridge, United Kingdom: Cambridge University Press.
- ➔ Sellen, Derek. (2006). Grammar World. Genoa, Canterbury: Black Cat Publishing.

Make your own mind map*

Paste pictures from Annex 1.



METACOGNITION

- ➔ I can talk about past experiences.
- ➔ I can write about my last vacation.
- ➔ I can write about my experiences.

* It promotes inquiry, research or creative production.